

DECEMBER YOTA MONTH 2016

28-11-2016



Youngsters On The Air





Hello all!

Another December Month is coming.
Which means it's time to get Youngsters On The Air!

First of all we would like to thank you all for taking part in this special event.
Without you there would be no YOTA month and less ham radio activities for
young persons. We should not forget that the youth is our future.

Please give this bulletin your complete attention as you will find all relevant
information you'll need.

Let's spread the word, but above all: have fun!

1 Rules

Do not forget, the most important rule:

Applicants must ensure that the callsign is primarily used to get Youngsters On The Air!

Youngsters are defined by IARU R1 as 'under-26',
this means a callsign should be used by a young person or used to show the
amateur radio hobby to younger persons.

Rules:

- 1- Follow the rules. Although this is a friendly activity, some rules are needed.
- 2- Have a callsign with YOTA in the suffix. For example: PA6YOTA
- 3- Maximum of 2 callsigns per country. If you are willing to make an exception, for example your country has several prefix districts, feel free to contact us with your request.
- 4- Applicants must ensure that the callsign is used primarily to get Youngsters On The Air (Youngsters are defined by IARU R1 as 'under-26')
- 5- We kindly ask you to upload the ADIF log on a daily basis. At least all QSOs must be sent as an ADIF file before 10th January 2017.
- 6- All QSOs must be made in December 2016.
- 7- This is NOT a contest; we are trying to spread the word! Talk to people about what we do, not only quick 5/9s. Admitting, a pile-up is always fun and of course we all love it
- 8- Use the same YOTA callsign which was used in your country in the previous year(s)

2 When

December YOTA Month is from 1 December 2016 00:00 UTC till 31 December 2016 23:59 UTC. All QSOs must be made in December 2016.

3 Participating Stations

- 3V8YOTA
- 4O1YOTA
- 4O2YOTA
- 7X2YOTA
- 9A0YOTA
- 9A16YOTA
- A2YOTA
- A60YOTA
- DA0YOTA
- E71YOTA
- EA1RCI/YOA
- ES9YOTA
- ET3AA/YOTA
- GB16YOTA
- HA6YOTA
- HB9YOTA
- II2YOTA
- II5YOTA
- J62YOTA
- LX4YOTA
- LY5YOTA
- OD5RI/YOTA
- OE16YOTA
- OH2YOTA
- OL16YOTA
- OM16YOTA
- ON4YOTA
- PD6YOTA
- PA6YOTA
- R16YOTA
- SH9YOTA
- TM0YOTA
- YO0YOTA
- YT16YOTA
- ZS9YOTA

4 Log System

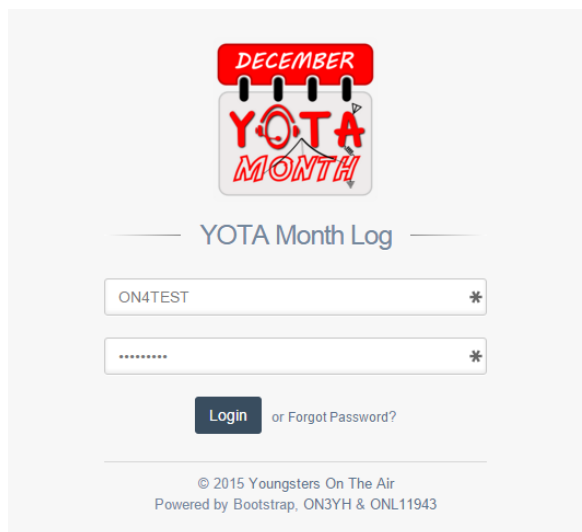
Somewhere in the past two months, you registered your callsign on the YOTA website. This means that an account was already created for your YOTA station. When the website is ready for this edition of the December YOTA Month we will activate your accounts. By doing this, you will receive an email on the address you provided on the registration form. This mail will contain a username (your YOTA callsign) and password. These are your credentials to access the log-system. You need them to login and be able to upload your log files.

Please pass these on to your team members! Everybody who makes QSOs with your YOTA callsign should be able to access the log-system.

Below are the most important features of the system and how to use them.

Logging in

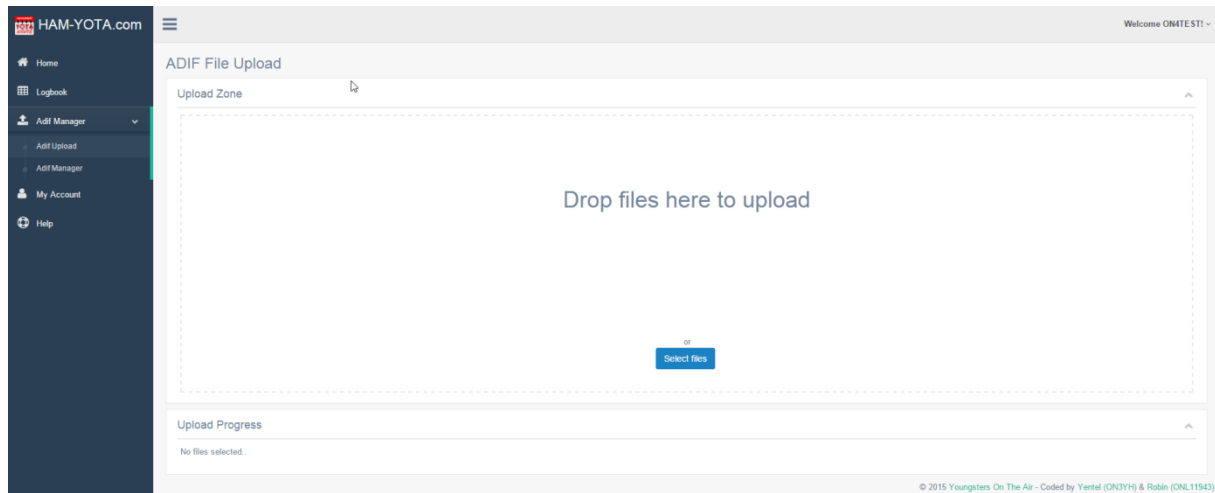
To login, please go to <http://log.ham-yota.com> and login using your credentials. After logging in you will be redirected to the homepage. Here you can navigate using the side-menu.



Uploading your log files

Go to "Adif Manager" in the side-menu and go to the page called "Adif Upload". Here you can drag & drop files or simply select one or multiple files by pressing the blue "Select Files" button. For now, the system only accepts the ADIF format (.adi and .adif extensions).

NOTE: Only QSOs made in this December YOTA Month edition are accepted, others will be automatically ignored.

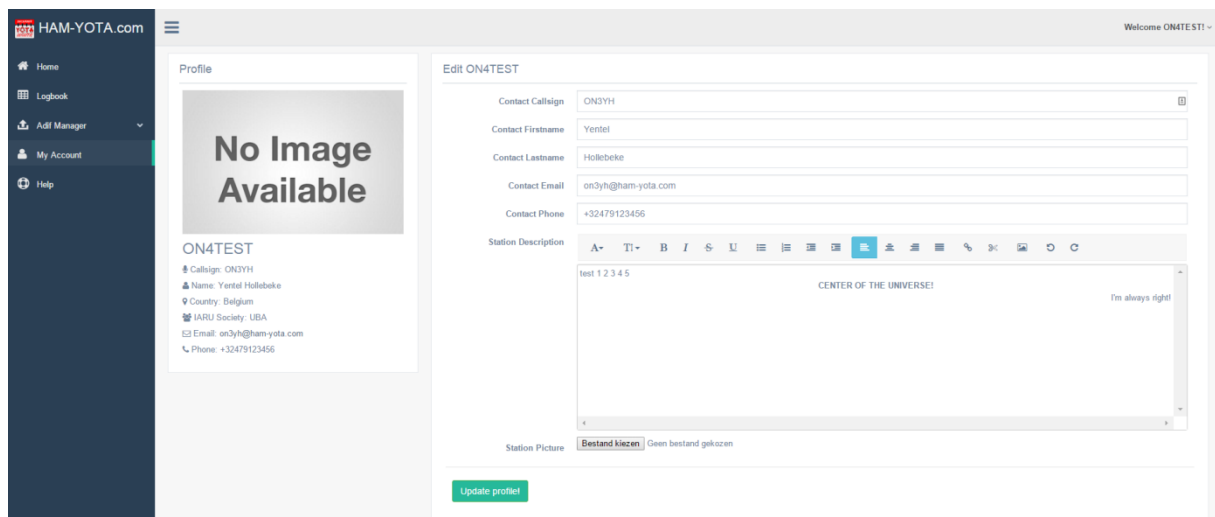


All log files that you upload here will be inserted to our database and will be synchronized with Clublog automatically. You can check the progress of your uploads in the "Upload Progress" screen at the bottom.

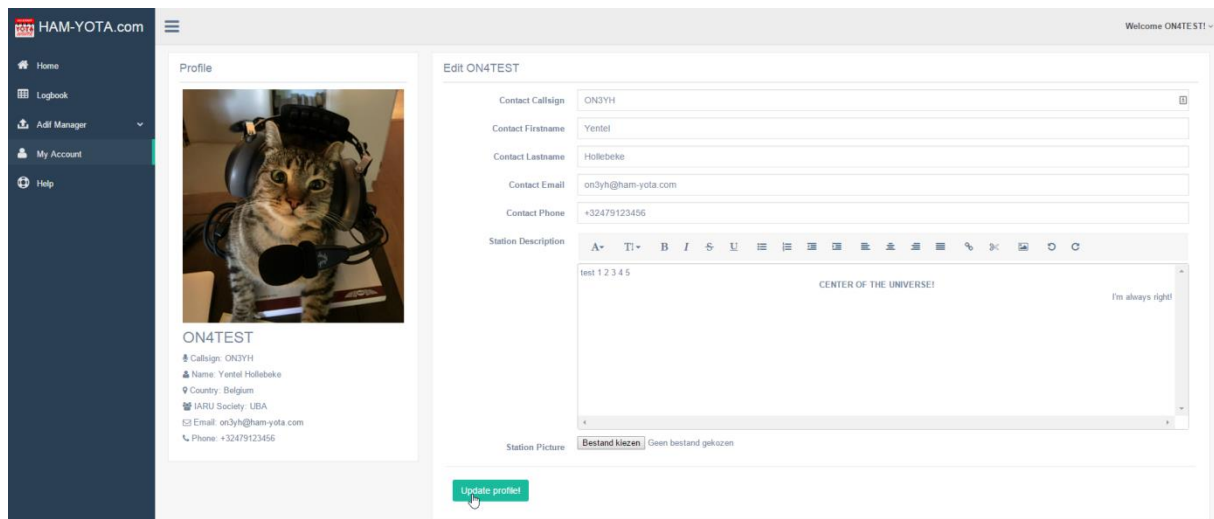
My Account

On your account page you can edit your station information, for example the contact details of the station responsible, your station information (when you will be active etc...) and your station picture. All information (except your email and phone number) is shown on the main YOTA website (<http://ham-yota.com/december-yota-month/>) AND your QRZ.com page!

To edit your account details, please click on "My Account" in the side-menu.



To upload or edit an existing station picture click the "Choose File" button just below your station description. Select the file and click the "Update Profile" button.



The screenshot shows the HAM-YOTA.com website. On the left is a dark blue sidebar with navigation links: Home, Logbook, Adf Manager, My Account, and Help. The main content area is divided into two sections. The left section displays a profile for 'ON4TEST' with a photo of a cat wearing headphones and a microphone. Below the photo, the profile details are listed: Callsign: ON3YH, Name: Yentel, Country: Belgium, IARU Society: UBA, Email: on3yh@ham-yota.com, and Phone: +32479123456. The right section is titled 'Edit ON4TEST' and contains a form with fields for Contact Callsign, Contact Firstname, Contact Lastname, Contact Email, and Contact Phone. Below these fields is a 'Station Description' section with a rich text editor containing the text 'test 1 2 3 4 5' and 'CENTER OF THE UNIVERSE!'. At the bottom of the form is a 'Station Picture' section with a button 'Bestand kiezen' and a message 'Geen bestand gekozen'. A green 'Update profile' button is located at the bottom right of the form.

5 QRZ.COM

An automatic page-managing system has been coded by our IT team. All pages have to be uniform (look the same). This system allows us to change all pages at the same time instead of having to change every single page at once. This design has all information, links to our website and other important information integrated. If you have any problems with the implementation of your QRZ page, please contact on3yh@ham-yota.com for further assistance.










Updating the basic callsign data

Go to "Update basic callsign data" on the edit page of your YOTA callsign and make sure that the QSL Info is set to "ONLY OQRS via Clublog - No need to send us your QSL card"!

Callsign Update Manager

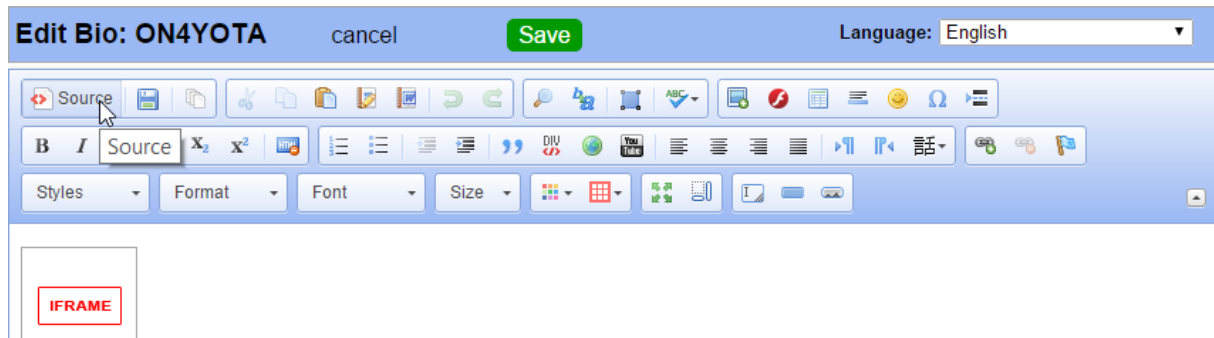
No change were made.

Please choose an action for: **ON4YOTA**

-  Update the basic **callsign data** (name, address, email, etc.)
-  Add or edit your **biography** text, fonts, etc.
-  Add or edit your **pictures** and QSL images
-  Map, Grid Square, and **coordinate** settings
-  Expert options including **CSS styles**
-  Add a special callsign such as ON4YOTA/MM, ON4YOTA/P34, etc.
-  **Help!** How do I...?
-  Frequently asked questions - **FAQ**
-  **Done.** Return to the ON4YOTA listing...

Adding the script to your biography.

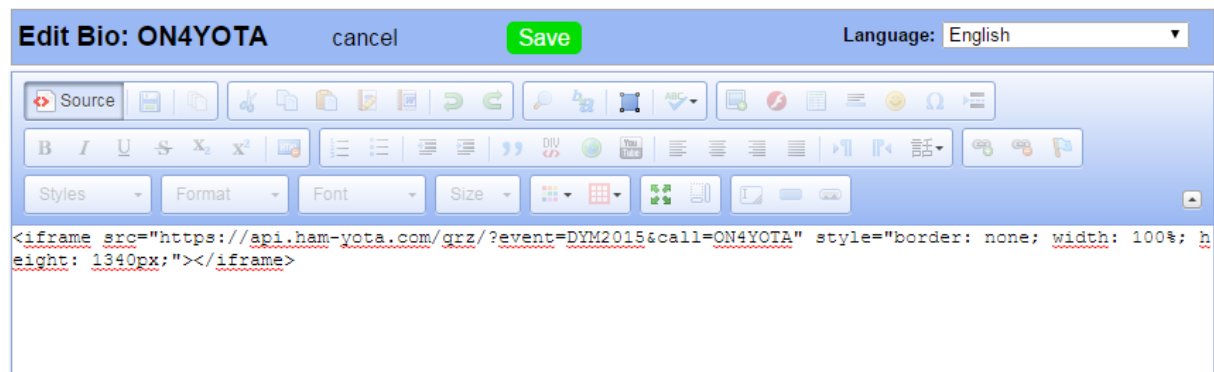
Please go to "Add or edit your Biography" on the edit page of your YOTA callsign and click the "Source" button in the top-left corner.



You will then see the code of your current biography page. Delete everything and paste the code below instead. (Don't forget to adjust the callsign in the code to YOUR YOTA CALLSIGN!)

```
<iframe src="https://api.ham-yota.com/qrz/?event=DYM2016&call=ON4YOTA" style="border: none; width: 100%; height: 1340px;"></iframe>
```

After pasting the code above and changing the callsign to your YOTA callsign you can press the save button.



Resetting the CSS.

Go to "Expert options including CSS Styles" on the edit page of your YOTA callsign and delete everything in the textbox.

After you have deleted everything paste the code below and press save.

```
#csbody {color: black;}
#calldata {color: black;}
#biodata {color: black;}
#t_bio.biodiv {background-color: #ffffff;}
```


Profile Picture

Attached to this mail, you will find the front of the new QSL card. Please set this image as profile picture of your YOTA QRZ Page.

Page Control

ON3YH was kind enough to implement the new template to all QRZ pages he manages. If you want control back of your YOTA QRZ page, please contact him at on3yh@ham-yota.com so the page can be transferred back to your QRZ account. (Make sure your managed callsign limit is high enough).

Done!

That's it! Your QRZ page is now up to date and ready to be used for the December YOTA Month! If you have any problems with updating your page or implementing the changes, feel free to contact ON3YH by email (on3yh@ham-yota.com).

6 BANDS / MODES:

Every band / mode is allowed. This is NOT a contest but a shout to the world of amateur radio. Try to get as much youngsters on air during this month. In many countries youngsters without a license can go on air as a second operator.

7 Contesting & Operating Contest-Style

Some people let us know that they will use the callsign in some contests. This should not be a problem but please be fair to sponsor your part in the QSL if you make thousands and thousands of QSOs.

Working contest-style and going for a pile-up is fun, enjoy it. If you're going to participate in a contest, please tell the organization about it.

8 QSL Policy

QSL MANAGER: 2E0SDV – Jamie (United radio QSL bureau)

There is one uniform card that will be sent via bureau/direct by Jamie. The reverse side content holds information about YOTA and a label with QSO-details with correct call sign.

Cards are provided by the organization. If your society is willing to help us please donate to our PayPal account (<http://ham-yota.com/donate>) or contact us personally. The donations go to printing QSL cards.

DO NOT MAKE YOUR OWN QSL CARDS

A big thank you to OE1SSS who is sponsoring a bunch of QSL cards for YOTA month and Silvio IZ5DIY for making every year great designs!






Youngsters On The Air

YOTA is a group of young radio amateurs from IARU Region 1. Most of us are under the age of 26. Each year we get together in different countries to spend some quality time. Not only just having fun and playing games, we come up with new ideas, new projects, plans for the future, etc. During the other months of the year we gather on the bands and have some fun together, take part in contests or just make YOTA-skeds.

www.ham-yota.com

 [hamyota](#)

 [youngstersontheair](#)

Thanks for the QSO, 73, YOTA

QSL Via 2E0SDV Jamie Williams
 41 Overton Lane, Hammerwich
 WS7 0LQ ENGLAND
 United Radio QSL Bureau
www.2E0SDV.com






9 Skeds

Skeds will be lead by our team at DA0YOTA. More information is provided on the website or facebook/twitter.

10 How you should make QSOs

Let us all be fair, if you listen on the bands and try to work a special station, the only frustration you get is people non-stop shouting their callsigns, most of all only the 2 characters. Even when the station is in the middle of a QSO, they just shout over it. To avoid this problem is very simple. The operator of the special station has to follow some simple rules and the stations calling, have no other option than to follow the operator. Many times you hear people saying that it's the novice or new hams who misbehave on this, well, let's show that we all know exactly how it's done properly! This is why we try to encourage you to follow the [DX CODE OF CONDUCT](#). Let's agree to use this rule: Only full callsigns. You will be amazed how discipline suddenly kicks in... Of course it's better to use all rules of 'The Code', we would love to hear every YOTA callsign use this discipline and show that youngsters have the best behavior on the bands.

11 Pictures & articles

We would like to receive pictures and articles (soapbox) of your activity. We will publish them on ham-yota.com/gallery/.

12 Social Media

This year we are giving more attention to social media!

Please use #hamyota and @hamyota on Twitter or join our Facebook group:

<https://www.facebook.com/groups/youngstersontheair>

Responsible for social media is Gergana – LZ1ZYL

13 FAQ – Frequently Asked Questions

To provide an answer on the most important questions, we've made a short FAQ list.

Callsign Usage

13.1.1 Can I use my YOTA Callsign in a contest?

This depends, you are free to do whatever you want with this callsign but please take note that all QSL cards are sponsored by IARU R1 and external sponsors. If you intend to participate in a contest, the amount of QSL cards that will be requested for your station will be much higher. If you do this, we kindly ask you to go to our donation page and donate a part of the costs we pay for your QSL cards. We are not denying you to participate in contests but we tend to avoid them since this will increase the amount of QSL requests. Also, please notify us at info@ham-yota.com. For contest participation, please have a look at our [YCP program](#).

13.1.2 How should I use my YOTA callsign?

December YOTA Month is intended to get more youngsters on air, to give them some experience in operating a station etc... If possible and legally allowed in your country, try to let some unlicensed youngsters make their first QSO or contact licensed but less active youngsters in your district to become more active. Give them the possibility to use the YOTA callsign.

A QSO can be of any length but we aim to spread the word and get more youngsters on air. Let them tell something about themselves, who they are and how old they are... Not a simple "59 thank you and 73". Do not get us wrong, you can enjoy pile-ups as much as you like, but don't give out "59 73's" when you will be calling CQ for the next 10 minutes without anybody replying.

13.1.3 Can I use my YOTA Callsign outside December?

We prefer that you only use your callsign in December or during the YOTA summer event (if you are the host). The simple reason for this is that the QSL management will become a mess. However we cannot forbid you to use the callsign outside December. If you do this, we ask you to take care of QSL-ing by yourself or make an arrangement with our QSL manager.

Adif Manager

13.2.1 Where do I upload my logfiles?

Please go to the [ADIF Upload](#) page where you can upload one or multiple .adi files.

13.2.2 When do I upload my logfiles?

Please try to upload your logfiles every two days. If your country has really bad or even no internet sometimes, weekly is fine too.

We ask all station responsables to forward their account details to all participating members in your country so they can upload their own logs. If you, as Responsible, want to upload all logs for your country, this will only cause a delay. The station Responsible is responsible for all his team members. He/she should check if all logs are uploaded in time.

13.2.3 Do you only support ADIF files? (.adi)

Indeed, Cabrillo files are difficult (a pain in the ass) to convert and upload to our database since the Cabrillo format isn't as strict as the ADIF format.

We *might* support this in the future if there is a big demand for this. Please let us know! (We can't promise anything though!)

13.2.4 What do the different QSO types mean?

When you look to the Adif Manager page, you may see strange names like New, Updated and Ignored QSOs. This is actually a little reminder to the system on what to sync to clublog and what not.

New QSOs are those that are new in the database. The first time you upload a logfile, all QSOs will be 'new'.

Updated QSOs are QSOs that have the same date, time and callsign. Those are edited with the newly supplied data.

Ignored QSOs are those that were made outside of the December YOTA Month.

QSL Cards

13.3.1 What about QSL Requests?

The organization of the December YOTA Month takes care of all QSL cards, we have our own QSL Manager (Brani, OM2FY) till 2016 and from now on Jamie 2E0SDV (United radio QSL bureau). It's important to spread his callsign when someone asks for the QSL manager. This info is also provided on the QRZ page template. We only accept OQRS by ClubLog to handle the QSL requests. All logs uploaded here are automatically synchronized with the ClubLog database. (Much kuddos to the ClubLog team for letting us do this!).

13.3.2 Do we have to pay for our QSL Cards

All cards are paid for by IARU R1 and other sponsors of the December YOTA Month. We have a uniform QSL template that is used for all stations. Please do not print your own cards! If you want to help us with the QSL costs, feel free to do so, more info about that can be found on our [donation](#) page.

13.3.3 eQSL and LOTW

At the moment there is no support for eQSL and LOTW yet. This is a feature that might be implemented in the future. If it is possible to synchronize our database to any of those two applications like we do with ClubLog, we might look into this although this is **not** our priority. If you would like this feature, please tell us and we'll do our best!

14 Funding

We are always looking for more fund-raisers who would like to support this activity. With this funding we will cover the expenses made for QSL printing. Please contact us if you are interested.



15 Any questions left? Contact:

General (info@ham-yota.com)

Lisa – PA2LS (Youth WG Chair IARU R1): pa2ls@ham-yota.com

Tommy – ON2TD: on2td@ham-yota.com

IT (dev@ham-yota.com)

Yentel – ON3YH: on3yh@ham-yota.com

Robin – ONL11943: robin@ham-yota.com

Award

Tamas – HA8RT: award@ham-yota.com

QSL

Jamie – 2EOSDV: qsl@ham-yota.com

16 Awards

May be requested by any licensed amateur radio or SWL

Different awards:

Bronze : 5 worked YOTA stations

Silver : 15 worked YOTA stations

Gold: 20 worked YOTA stations

Platinum: 30 worked YOTA stations

Disclaimer: these award rules might change if new stations register for the December YOTA Month. Check the website for the latest rules.

NOTE: we've decided that in the December YOTA Month and in the next editions there won't be a "Worked All YOTA stations" award anymore as this is nearly impossible.

Price:

Free of all costs.

Awards will be electronically distributed to save costs.

Claiming:

Only contacts during December 2016 are valid.

All bands and all modes.

Requesting your award:

Award manager: Tamas – HA8RT

You can now download your award as soon as you've worked all the stations needed for that specific award. All you need to do is visit the link below and enter your callsign. You will see a list of all awards. The ones you've achieved will be marked green.

Award Request Link: <http://ham-yota.com/december-yota-month/award-request/>